

Best[®] medical canada



Best Medical Canada 413 March Road Ottawa, Ontario K2K 0E4 Canada
phone 613 591 2100 877 668 6636 fax 613 596 5243 www.bestmedical.ca

AFRICA | ASIA | EUROPE | LATIN AMERICA | MIDDLE EAST | NORTH AMERICA

Best[®]

healthcare for everyone

BMI.v.04.2010

Best Medical Canada

WORLD LEADER IN MOSFET DOSIMETRY



mobileMOSFET System



Portable Dosimeter System



Dosimeter

TN-RD-70-W mobileMOSFET System

Features:

- Advanced software with dosimetry report and data export
- Standard system for 1–5 MOSFETs or one Linear 5ive Array
- Expands up to 8 Readers and 40 MOSFETs simultaneously
- Portability among multiple treatment rooms

TN-RD-90 Portable Dosimeter System

Features:

- Supports two MOSFET dosimeters
- Handheld, stand-alone system
- No software or computer necessary
- Optional data export via USB and PortableDose Connect software

MOSFET Dosimeters

Features:

- Small, lightweight and versatile
- Ideal for a variety of radiotherapy and radiology applications
- No angular dependence (isotropic, +/- 2% for 360°)
- Active area of 0.2 x 0.2 mm

Standard sensitivity model TN-502 : reinforced, micro, linear, radio-opaque marker

High sensitivity model TN-1002 : reinforced, micro, linear, radio-opaque marker

Best[®] medical canada

phone 613 591 2100 877 668 6636 www.bestmedical.ca

Best Medical International

HIGHEST QUALITY BRACHYTHERAPY AND RADIATION THERAPY DEVICES AND ACCESSORIES

Best® Iodine-125 Seeds/Palladium-103 Seeds/ Iridium-192 Seeds in Nylon Ribbons


Features:

- Excellent visualization under ultrasound, X-ray, fluoro, CT and MRI
- Superior dose distribution
- Complies with AAPM's dosimetric prerequisites
- Double wall encapsulation for added security
- Available loose, loaded in cartridges, needles or strands

Best® Iodine-125 Seed



Best® Palladium-103 Seed



Shipped within 24 HOURS — Sterile & Non-Sterile



Stranded



Loose

Best® Gold Markers

- Available in a variety of sizes (0.8 mm x 3, 5, 7 mm long; 1.0 and 1.2 mm x 3, 5, 7, 10 mm long)
- Excellent visualization under EPID, kV and other imaging modalities
- Sold individually, stranded and in pre-loaded, pre-sterilized needle sets
- Rapid, reliable delivery — We can ship within 24 hours anywhere in the world

LDR/HDR Accessories, Fiducial Markers and Brachytherapy Kits also available

Best[®] medical canada

phone 613 591 2100 877 668 6636 www.bestmedical.ca

QUALITY PRODUCTS FOR RADIATION DOSIMETRY AND QA

Ion Chamber Extension Cables

- Low noise — less than 5 fA leakage
- Triaxial or coaxial cables
- Custom lengths and connector configurations



Physics Accessories and Phantoms

- Model E2000 Dual Channel Electrometer
- Model 7008 RT Radiation Therapy Area Monitor
- Robust Triaxial Ion Chamber Extension Cable
- 1, 2 and 3D Water Phantom Models with round and rectangular shaped tanks



**Model E2000 Dual
Channel Electrometer**

Best NOMOS

ONCOLOGY SOLUTIONS PROVIDER (IMRT & IGRT)



BATCAM™ Multi-probe

- Increases functionality of the Best® NOMOS® ultrasound image guidance system with the addition of a bi-planar rectal probe and small parts probe
- Increased applications include enhanced imaging for lumpectomy cavities, prostate brachytherapy and prostate volume studies, 3D structure set display and color doppler for liver and pancreas alignments
- Used for IGRT



Ultrasound Probe

Best® Sonalis™ Imaging System — Featuring SimulView™ Ultrasound Technology

- Simultaneous imaging of transverse and sagittal planes
- 140 mm longitudinal array allows the user to view the entire prostate gland
- Superior visualization of HDR, LDR, RF or cryosurgical procedures



Best[®] *medical* **canada**

phone 613 591 2100 877 668 6636 www.bestmedical.ca

Huestis Medical

DYNAMIC GLOBAL LEADER IN THE RADIOTHERAPY AND DIAGNOSTIC IMAGING DEVICE MARKETS

The UCT-1000 Universal Chair/Table


- Useful for Gyn, prostate and brachytherapy (HDR/LDR) procedures in urology and general practice
- Variable height control
- Variable back and foot support
- Horizontal tilt 12 degrees head or foot
- 4-Function hand-held pendant (control)



Radiotherapy supplies include alloy, foam and other accessories for everyday radiotherapy use

Block Cutters

- Use precise, digitized radiograph outlines to cut shielding block molds with ± 1 mm accuracy
- Can be manually digitized or transferred from treatment planning systems



Compu•former®

- Utilizes a precise, computer-controlled milling machine to produce extremely accurate tissue compensating filters and beam intensity modulators used for radiotherapy
- Milling can be done quickly, remotely and at any time

Best[®] medical canada

phone 613 591 2100 877 668 6636 www.bestmedical.ca

Best Theratronics

BEST® GAMMA TELETHERAPY



Theratron® Equinox™ External Beam Therapy System

- The Theratron® Equinox™ is the most advanced isotope-based teletherapy system available on the market.
- The machine offers asymmetric jaws and motorized wedge. Completely integrated with an Avanza™ couch, the Theratron® Equinox™ provides state-of-the-art controls with modern proven technology.
- The machine can facilitate advanced treatment techniques and reduce treatment times with numerous time-saving features.
- Can be used with a MOSFET patient dose verification system for exceptional quality assurance.

Raycell® Mk2 Blood Irradiator

- Radiation dose is delivered by 2 X-ray tubes opposing each other, with the sample container located centrally between them.
- Blood bags intended for irradiation are loaded into a cylindrical container and the container is loaded into its “port” in a drawer which slides out of the irradiator.
- Radiation dose delivered to the samples is controlled by setting and monitoring irradiation time, based on a known central dose rate for the unit.
- Can be used with a RadTag® radiation indicator device (also available through Best Medical Canada).

Best[®] *medical* **canada**

phone 613 591 2100 877 668 6636 www.bestmedical.ca

Diagnostic Imaging / Radiation Safety / Oncology QA Solutions

DIAGNOSTIC IMAGING, RADIATION SAFETY AND ONCOLOGY QUALITY-ASSURANCE SOLUTIONS



35040 Advanced Therapy Dosimeter

- Now with timer function and wider dynamic range
- Ultra long-term stability error of approximately 0.1% per five years
- Virtually removes effects of system leakage during measurement (Uncorrected leakage < 10 fA over temperature range)



05-433 Primalert™ 10

- Flashing lights indicate source is exposed
- Line-operated
- Optimized for use with Primapak II Backup Battery Pack

Primalert™ is a registered trademark of Fluke Corporation.

Best[®] medical canada

phone 613 591 2100 877 668 6636 www.bestmedical.ca

Solid Water / Shielding Devices / Eye Applicators

STANDARD GRADE SOLID WATER



- Gammex 457 Solid Water® mimics the absorption characteristics of water more closely and over a wider range of energies than any other product.
- Solid Water® makes radiation beam calibration easier than ever and is specifically designed for photon and electron beam measurements.
- Solid Water® is perfect for achieving calibrations within 1% of the true water dose. Additional uses include relative ionization calibration, depth dose measurements and absolute calibrations.

Solid Water® is a registered trademark of Gammex RMI.

SHIELDING DEVICES AND EYE APPLICATORS



- Shield interlock prevents radiation leakage and holds alignment
- 1/2 in (1.27 cm) lead wall thickness
- An open sector is provided in each shield to allow comfortable positioning on the patient
- Lugs cast into each half of the shield unit provide anchor points for the two rubber straps used to hold the unit together
- All surfaces of the shields are coated with a tan polyurethane paint

Best[®] medical canada

phone 613 591 2100 877 668 6636 www.bestmedical.ca

Dosimetry Phantoms

TISSUE SIMULATION AND PHANTOM TECHNOLOGY

Model 700-706

- Offers a variety of dose phantoms that accommodate common ionization chambers and detectors including the MOSFET dosimeters.
- Hole locations are optimized for precise dosimetry in more than 20 internal organs (detailed list available upon request).
- All phantoms in the 700 series include detailed technical manual, positioning system and storage case. Attenuation coefficients for all materials are available.




Head and Neck

- 15 cm water equivalent homogenous section drilled to accommodate rod inserts
- Two film slabs, 1 cm, film cavity 10 x 10 cm
- Two CT-to-film fiducial markers



Thorax (Model 002LFC)

- Represents an average human torso in 2D
- 12 sections for film inserts and multiple hole placement for verification of critical areas



Best[®] *medical* **canada**

phone 613 591 2100 877 668 6636 www.bestmedical.ca

Radiation QA Equipment

SUPPORTING A BROAD RANGE OF RADIATION TREATMENT APPLICATIONS

Model A12S Exradin Farmer Type Chamber

- Proven guard design yields stable, precise measurements and minimizes settling time by creating uniform field lines .
- Shell, collector, and guard are made of durable, long-lasting Shonka conductive plastic.
- Use of homogeneous material throughout the chamber minimizes perturbation of the beam due to the presence of the chamber and optimizes measurements .



Model A12S

Model A1SL Exradin Miniature Shonka Thimble Chamber

- Axially symmetric design of the chamber provides a uniform, isotropic response
- Inherent waterproof construction eliminates need for additional protective coverings
- Non-removable one piece stem for easy, precise positioning



Model A1SL

Best[®] medical canada

phone 613 591 2100 877 668 6636 www.bestmedical.ca